


3M™ Clinpro™ Clear Fluoride Treatment L-Pop Unit Dose

Tips & Tricks

Safe to use entire
single-unit dose



 Easy to apply—
just press and go!

 Suction-line
friendly formula

Choose your dispensing method:

Press into the
well and go

Bend the
well to fit into
your hand

Dispense onto
the back of
your gloved hand


Fluoride. Simplified.

Learn more at [3M.com/ClinproClear](https://www.3m.com/ClinproClear)

©Solventum 2024. Solventum and Clinpro are trademarks of Solventum or its affiliates. 3M and the 3M logo are trademarks of 3M.





Bendable brush head helps you
access hard-to-reach areas

 Formula is free of
common allergens*

*See allergen disclosure at
[3M.com/ClinproClear](https://www.3m.com/ClinproClear)

Press the triangle,
dispense into well,
and remove the
brush—no need
to peel

 Patients can eat or
drink anything after a
required contact time
of just 15 minutes

 Generally applied twice
per year, but product
can be applied more
frequently if needed



Apply with a swiping
motion—no need to
brush onto individual
tooth surfaces